

The logo for QONDA features the word "QONDA" in a white, serif font. The letter "Q" is stylized with three wavy lines underneath it, suggesting water or a globe. The background is a dark grey gradient with large, overlapping, semi-transparent shapes in shades of brown and tan.


AGENCY GUIDELINES

Logo | Reverse

The logo consists of the word "QONDA" in a serif font. The letter "Q" is stylized with three wavy lines underneath it, representing water or waves. The letters "O", "N", "D", and "A" are in a standard serif typeface.This is the reverse of the logo shown on the left. The word "QONDA" is rendered in white against a solid brown background. The stylized "Q" with its wavy base remains the same, but the color is inverted.

Social Media Template


LOGO PLACEMENT:



- 16:9



- 19:6



- 1:1

Do's:

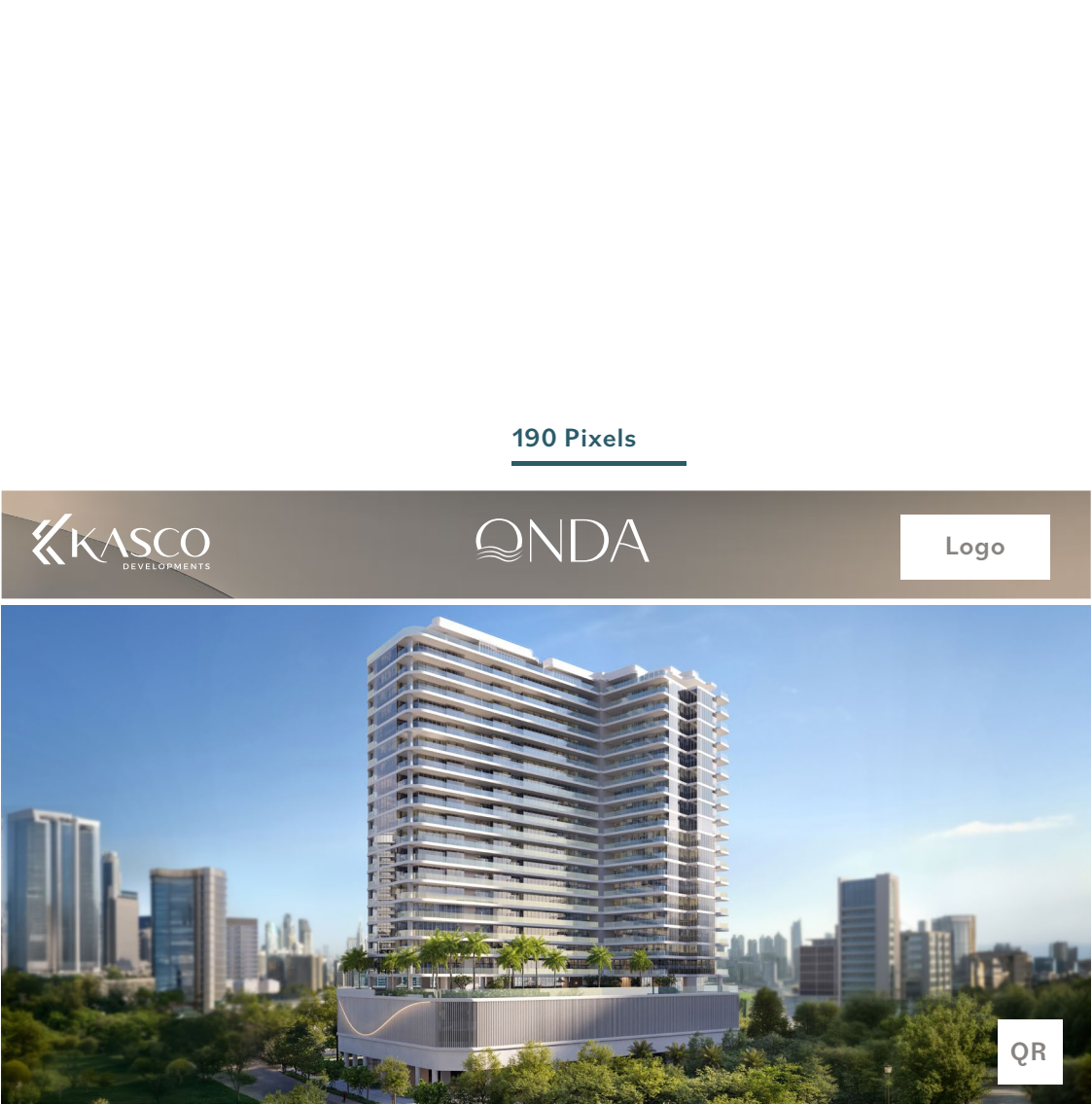
- Place the project logo in the top center position, overlaying it on the strip with a patterned background.
- Place your agency's logo in the upper right corner.
- Position the project logo TOP MIDDLE.
- Align the developers logo with your compan's logo, placing it in the upper left corner.
- Utilize the white version of the logos on busy or dark backgrounds.
- Apply the colored version of the logos on plain or single-colored backgrounds.

Don'ts:

- Avoid reducing the opacity of the logos.
- Refrain from tilting, rotating, coloring, or stretching the logos.
- Do not increase the size of any logo to exceed that of another logo.

Social Media Template


RERA QR CODE



• 16:9



• 19:6



• 1:1

RERA:

Kindly apply for your own permit for any promotional activity. Once the QR code is received, position it similarly as the provided layout .

QONDA